




# Esbelto® DuraFusion Paver

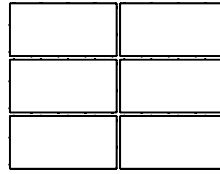
	Metric (mm)	Imperial (in.)
	80 x 305 x 610	3 1/8 x 12 x 24
Weight/unit	37 kg	81 lb
Unit/area	5.382 units/m <sup>2</sup>	0.50 unit/ft <sup>2</sup>
Area/layer	1.11 m <sup>2</sup>	12.00 ft <sup>2</sup>
Area/cube	8.88 m <sup>2</sup> 8 Rows	96.00 ft <sup>2</sup>
Length/layer	3.66 lin. m	12.00 lin. ft
Length/cube	29.26 lin. m	96.00 lin. ft
Qty/cube	48 units	48 units
Weight/cube	1764 kg	3888 lb

Code	Colour - Durafusion
127003273	Amber  N
127003119	Newport  N
127003086	Scandina  N

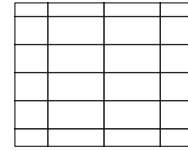
Production location Milton

1 bag of Techniseal sand covers approx.: 176 ft<sup>2</sup>

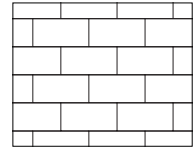
## Typical Row



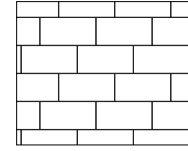
## Laying Pattern



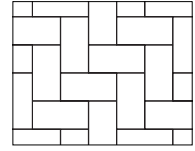
Checkerboard



Running Bond



Offset 1/3



Herringbone



## Technical Information

Product	Esbelto DuraFusion Paver
Standard	CSA A231.2
Flexural Strength	N/A
Compressive Strength	μ 50 MPa ≥ 45 MPa
De-icing salts freeze-thaw durability	225 g/m <sup>2</sup> after 28 cycles 500 g/m <sup>2</sup> after 49 cycles
Density	N/A
Absorption	N/A
Dimension Tolerance*	Length: -1.0 to +2.0 mm Width: -1.0 to +2.0 mm Height: ±3.0 mm

Cover snow removal tools with Teflon or neoprene protectors to minimize the risk of damage from scratches. Laying patterns are for design purposes only. Permacon shall not be responsible for excess or shortage of material. Given the weight of this paver, it is highly recommended to use suction-based lifting equipment for handling and placement (avoid manual installation).