

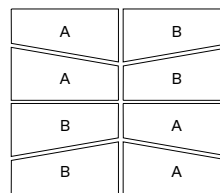
Colour

White
Cinder Grey
Charcoal
Black ETX
Light Grey
Beige Grey
Beige
Red
Brown

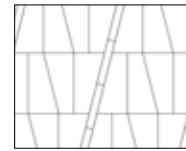
	Metric (mm)	Imperial (in.)
A and B	100 x 150 and 300 x 600	4 x 5 7/8 and 11 13/16 x 23 5/8
Unit/area	0.135 m ²	1.45 ft ²
Area/cube	8.64 m ² 8 Rows	92.88 ft ²
Weight/ft ²	22.33 kg	49.13 lb

Production location Quebec

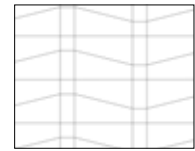
Typical Row



Laying Pattern



Diagonal 100 x 450 with Boulevard 300 pavers 100 x 450



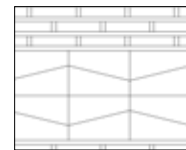
False curves with Boulevard 300 pavers 150 x 150 and 150 x 300



Insertions 300 x 600 with Boulevard 300 pavers 300 x 600



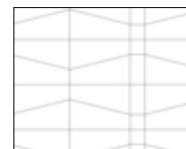
Garden 600 x 600 with Boulevard 300 pavers 600 x 600



Verde Lines with Boulevard Verde pavers



Rows 150 x 450 with Boulevard 300 pavers 150 x 450



Side-by-side 150 and 300 with Boulevard 300 pavers 150 x 150 and 150 x 300



Side-by-side 150 x 300 with Boulevard 300 pavers 150 x 300



Technical Information

Product	Vertex Paver
Standard	CSA A231.2
Flexural Strength	N/A
Compressive Strength	μ 50 MPa ≥ 45 MPa
De-icing salts freeze-thaw durability	225 g/m ² after 28 cycles 500 g/m ² after 49 cycles
Density	N/A
Absorption	N/A
Dimension Tolerance*	Length: -1.0 to +2.0 mm Width: -1.0 to +2.0 mm Height: ±3.0 mm

Setting of joint-filling sand: Cover the vibrating plate with a removable rubber tread (neoprene or polypropylene). Cover the snow removal tools with Teflon or neoprene protectors to minimize the risk of damage from scratches or concrete shards. Laying patterns: These laying patterns are by way of example only and represent only a few of many possibilities. Permacon shall not be responsible for the excess or shortage of pavers resulting from installation according to these laying patterns.