

Wallstone® Wall

Available in Ottawa and Gatineau only

Standard	Metric (mm)	Imperial (in.)
	100 x 200 x 300	3 15/16 x 7 7/8 x 11 13/16
Weight/unit	13.3 kg	29.3 lb
Unit/area	-	3.10 units/ft ²
Area/cube	-	34.80 ft ²
Length/cube	-	106.30 lin. ft
Qty/cube	108 units	108 units
Weight/cube	1436 kg	3165 lb

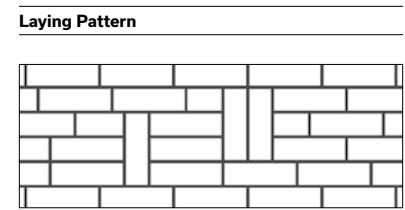
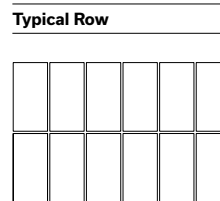
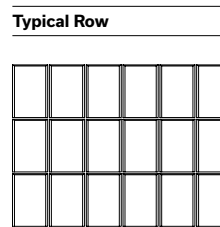
Code	Colour
16259322	Desert Grey Blend
16259323	Granite Blend

Production location	Cambridge
Sold by 36 pieces	

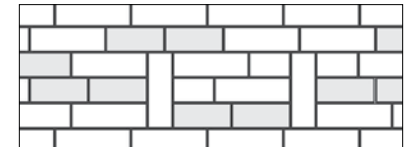
Corner/Column	Metric (mm)	Imperial (in.)
	100 x 200 x 300	3 15/16 x 7 7/8 x 11 13/16
Weight/unit	13.10 kg	28.90 lb
Unit/area	-	0.54 ft ²
Qty/cube	36 units	36 units
Weight/cube	595 kg	1312 lb

Code	Colour
16259316	Desert Grey Blend
16259317	Granite Blend


Production location	Cambridge
Sold by piece	



Pattern 1:
Place Wallstone standard units vertically and horizontally to create interesting patterns within the wall.



Pattern 2:
Add an additional dimension to your wall by including Wedgestone wall units in your pattern (shaded). Consider recessing blocks to add further distinction. Except for the coping course, it is not recommended to set units forward beyond the front of the base course.



Technical Information

Product	Wallstone Wall
Standard	ASTM C 1372
Flexural Strength	N/A
Compressive Strength	20.7 MPa
De-icing salts freeze-thaw durability	N/A
Density	2000 kg/m ²
Absorption	10.4%
Dimension Tolerance*	Length: ±3.2 mm Width: ±3.2 mm Height: ±3.2 mm

Applications: Retaining walls MAX 10 m (3.3 ft) Additional details: See our landscaping installation guide on our website.

Wallstone and Wedgestone Wall can be used separately or in combination for greater flexibility. Features: Suitable for gravity or grid, vertical or setback, straight or curved walls. All Wallstone Wall units come pre-split. End grooves on Wallstone Standard Units maintain interlock between courses, even when placed vertically. 2/3 of Standard Units are also double rock-faced. **Tips:** Patterned Wallstone walls can be stacked vertically up to 6 courses high.

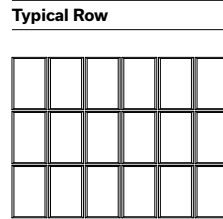
Wallstone 12 inch Capping

Available in Ottawa and Gatineau only

	Metric (mm)	Imperial (in.)
	100 x 200 x 300	3 15/16 x 7 7/8 x 11 13/16
Weight/unit	13.10 kg	28.90 lb
Units/length	-	3.1 units/ft ²
Length/row	-	106.30 lin. ft
Qty/cube	108 units 6 Rows	108 units
Weight/cube	1433 kg	3159 lb

Code	Colour
16259305	Desert Grey Blend
16259306	Granite Blend

Production location	Cambridge
Sold by	18 pieces



Technical Information

Product	Wallstone 12-inch Capping
Standard	ASTM C 1372
Flexural Strength	N/A
Compressive Strength	20.7 MPa
De-icing salts freeze-thaw durability	N/A
Density	2000 kg/m ²
Absorption	10.4%
Dimension Tolerance*	Length: ±3.2 mm Width: ±3.2 mm Height: ±3.2 mm

Additional details: See our landscaping installation guide on our website.