

Boulevard 300 Paver



Colour - Smooth

White - Smooth
Cinder Grey - Smooth
Charcoal - Smooth
Black ETX - Smooth
Light Grey - Smooth
Beige Grey - Smooth
Beige - Smooth
Red - Smooth
Brown - Smooth

Colour - Textured

White - Granitech
Cinder Grey - Granitech
Charcoal - Granitech
Black ETX - Granitech
Light Grey - Granitech
Beige Grey - Granitech
Beige - Granitech
Red - Granitech
Brown - Granitech

100 x 300	Metric (mm)	Imperial (in.)
A	100 x 100 x 300	4 x 4 x 11 13/16
Unit/area	33.33 units/m ²	3.05 units/ft ²
Cube/ft ³	72.33	10.33 per row
Mass/ft ³	22.33 kg	49.13 lb

Sold separately

100 x 450	Metric (mm)	Imperial (in.)
B	100 x 100 x 450	4 x 4 x 17 3/4
Unit/area	22.22 units/m ²	2.06 units/ft ²
Cube/ft ³	85.28	10.66 per row
Mass/ft ³	22.33 kg	49.13 lb

Sold separately

150 x 450	Metric (mm)	Imperial (in.)
C	100 x 150 x 450	4 x 5 7/8 x 17 3/4
Unit/area	14.81 units/m ²	1.37 units/ft ²
Cube/ft ³	81.36	10.17 per row
Mass/ft ³	22.33 kg	49.13 lb

Sold separately

150 x 150	Metric (mm)	Imperial (in.)
D	100 x 150 x 150	4 x 5 7/8 x 5 7/8
Unit/area	44.44 units/m ²	4.12 units/ft ²
Cube/ft ³	81.36	10.17 per row
Mass/ft ³	22.33 kg	49.13 lb

Sold separately







150 x 300	Metric (mm)	Imperial (in.)
E	100 x 150 x 300	4 x 5 7/8 x 11 13/16
Unit/area	22.22 units/m ²	2.06 units/ft ²
Cube/ft ³	69.78	11.63 per row
Mass/ft ³	22.33 kg	49.13 lb

Sold separately


300 x 300	Metric (mm)	Imperial (in.)
F	100 x 300 x 300	4 x 11 13/16 x 11 13/16
Unit/area	11.11 units/m ²	1.03 units/ft ²
Cube/ft ³	69.78	11.63 per row
Mass/ft ³	22.33 kg	49.13 lb

Sold separately

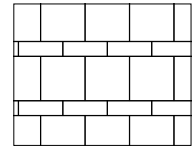
Typical Row



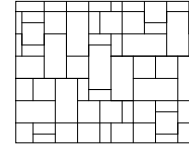
Laying Pattern



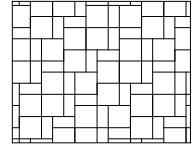
Linear
100% A, B, C, E or H



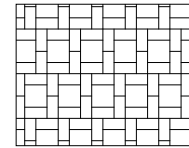
Linear modified
75% F + 25% A



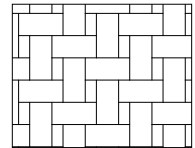
Modular
67% H + 21% F +
12% E



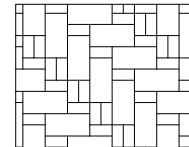
Modular
50% I + 50%
50% F + 50% E



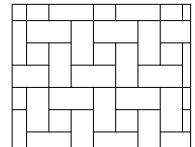
Modular
67% I + 33% H
67% F + 33% E



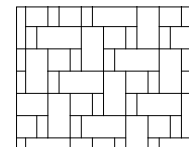
Modular
89% H + 11% E



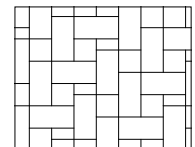
Modular
67% H + 33% E



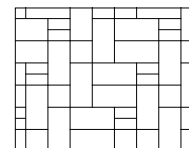
Modular
89% E + 11% D
89% H + 11% F



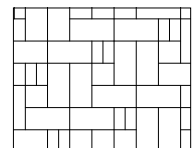
Modular
67% H + 25% F + 8% E



Modular
71% H + 25% F + 5% E



Modular
80% H + 10% F +
10% E




Modular
80% H + 10% F +
10% E


Light Commercial

Heavy Commercial


Boulevard 300 Paver - cont'd

200 x 400 	Metric (mm)	Imperial (in.)
K	100 x 200 x 400	4 x 7 7/8 x 15 3/4
Unit/area	12.50 units/m ²	1.16 units/ft ²
Cube/ft ³	90.44	12.92 per row
Mass/ft ²	22.33 kg	49.13 lb


Sold separately

200 x 600 	Metric (mm)	Imperial (in.)
G	100 x 200 x 600	4 x 7 7/8 x 23 5/8
Unit/area	8.33 units/m ²	0.77 unit/ft ²
Cube/ft ³	72.31	10.33 per row
Mass/ft ²	22.33 kg	49.13 lb

Sold separately

300 x 600 	Metric (mm)	Imperial (in.)
H	100 x 300 x 600	4 x 11 13/16 x 23 5/8
Unit/area	5.55 units/m ²	0.52 unit/ft ²
Cube/ft ³	69.78	11.63 per row
Mass/ft ²	22.33 kg	49.13 lb

Sold separately



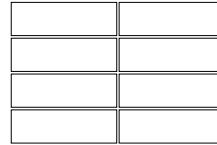
600 x 600 	Metric (mm)	Imperial (in.)
I	100 x 600 x 600	4 x 23 5/8 x 23 5/8
Unit/area	2.77 units/m ²	0.26 unit/ft ²
Cube/ft ³	46.5	7.75 per row
Mass/ft ²	22.33 kg	49.13 lb

Sold separately

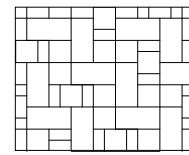
 Light Commercial



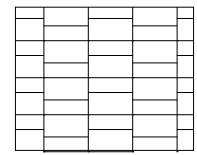
Typical Row



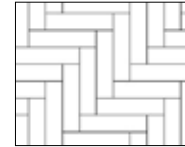
Laying Pattern



Modular
50% H + 38% F + 12% E



Checkerboard modified
60% E + 40% A



Herringbone
100% C, E or H



Technical Information

Product	Boulevard 300 Paver
Standard	CSA A231.2
Flexural Strength	N/A
Compressive Strength	μ 50 MPa ≥ 45 MPa
De-icing salts freeze-thaw durability	225 g/m ² after 28 cycles 500 g/m ² after 49 cycles
Density	N/A
Absorption	N/A
Dimension Tolerance*	Length: -1.0 to +2.0 mm Width: -1.0 to +2.0 mm Height: ±3.0 mm

Setting of joint-filling sand: Cover the vibrating plate with a removable rubber tread (neoprene or polypropylene). Cover the snow removal tools with Teflon or neoprene protectors to minimize the risk of damage from scratches or concrete shards. Laying patterns: These laying patterns are by way of example only and represent only a few of many possibilities. Permacon shall not be responsible for the excess or shortage of pavers resulting from installation according to these laying patterns.