

Boulevard 300 Paver




Colour - Smooth


White - Smooth
Cinder Grey - Smooth
Charcoal - Smooth
Black ETX - Smooth
Light Grey - Smooth
Beige Grey - Smooth
Beige - Smooth
Red - Smooth
Brown - Smooth

Colour - Textured


White - Granitech
Cinder Grey - Granitech
Charcoal - Granitech
Black ETX - Granitech
Light Grey - Granitech
Beige Grey - Granitech
Beige - Granitech
Red - Granitech
Brown - Granitech

100 x 300 	Metric (mm)	Imperial (in.)
A	100 x 100 x 300	4 x 4 x 11 13/16
Unit/area	33.33 units/m ²	3.05 units/ft ²
Cube/ft ³	72.33	10.33 per row
Mass/ft ³	22.33 kg	49.13 lb


Sold separately

100 x 450 	Metric (mm)	Imperial (in.)
B	100 x 100 x 450	4 x 4 x 17 3/4
Unit/area	22.22 units/m ²	2.06 units/ft ²
Cube/ft ³	85.28	10.66 per row
Mass/ft ³	22.33 kg	49.13 lb


Sold separately

150 x 450 	Metric (mm)	Imperial (in.)
C	100 x 150 x 450	4 x 5 7/8 x 17 3/4
Unit/area	14.81 units/m ²	1.37 units/ft ²
Cube/ft ³	81.36	10.17 per row
Mass/ft ³	22.33 kg	49.13 lb


Sold separately

150 x 150 	Metric (mm)	Imperial (in.)
D	100 x 150 x 150	4 x 5 7/8 x 5 7/8
Unit/area	44.44 units/m ²	4.12 units/ft ²
Cube/ft ³	81.36	10.17 per row
Mass/ft ³	22.33 kg	49.13 lb

Sold separately







150 x 300 	Metric (mm)	Imperial (in.)
E	100 x 150 x 300	4 x 5 7/8 x 11 13/16
Unit/area	22.22 units/m ²	2.06 units/ft ²
Cube/ft ³	69.78	11.63 per row
Mass/ft ³	22.33 kg	49.13 lb

Sold separately


300 x 300 	Metric (mm)	Imperial (in.)
F	100 x 300 x 300	4 x 11 13/16 x 11 13/16
Unit/area	11.11 units/m ²	1.03 units/ft ²
Cube/ft ³	69.78	11.63 per row
Mass/ft ³	22.33 kg	49.13 lb

Sold separately

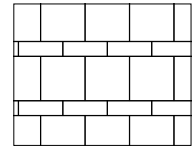
Typical Row



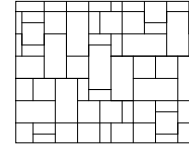
Laying Pattern



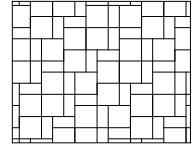
Linear
100% A, B, C, E or H



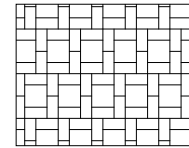
Linear modified
75% F + 25% A



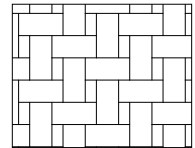
Modular
67% H + 21% F +
12% E



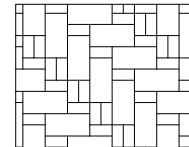
Modular
50% I + 50%
50% F + 50% E



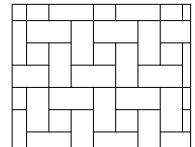
Modular
67% I + 33% H
67% F + 33% E



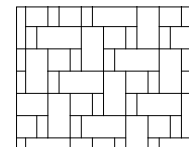
Modular
89% H + 11% E



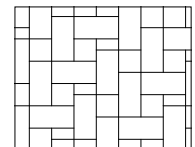
Modular
67% H + 33% E



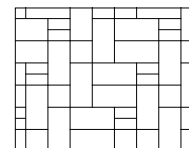
Modular
89% E + 11% D
89% H + 11% F



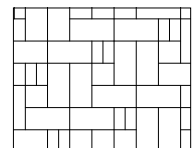
Modular
67% H + 25% F + 8% E



Modular
71% H + 25% F + 5% E



Modular
80% H + 10% F +
10% E




Modular
80% H + 10% F +
10% E


 Light Commercial

 Heavy Commercial


Boulevard 300 Paver - cont'd

200 x 400 	Metric (mm)	Imperial (in.)
K	100 x 200 x 400	4 x 7 7/8 x 15 3/4
Unit/area	12.50 units/m ²	1.16 units/ft ²
Cube/ft ³	90.44	12.92 per row
Mass/ft ²	22.33 kg	49.13 lb


Sold separately

200 x 600 	Metric (mm)	Imperial (in.)
G	100 x 200 x 600	4 x 7 7/8 x 23 5/8
Unit/area	8.33 units/m ²	0.77 unit/ft ²
Cube/ft ³	72.31	10.33 per row
Mass/ft ²	22.33 kg	49.13 lb

Sold separately



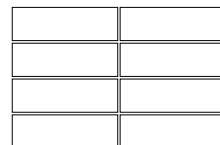
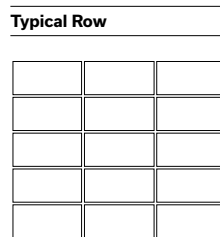
300 x 600 	Metric (mm)	Imperial (in.)
H	100 x 300 x 600	4 x 11 13/16 x 23 5/8
Unit/area	5.55 units/m ²	0.52 unit/ft ²
Cube/ft ³	69.78	11.63 per row
Mass/ft ²	22.33 kg	49.13 lb

Sold separately

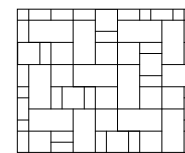
600 x 600 	Metric (mm)	Imperial (in.)
I	100 x 600 x 600	4 x 23 5/8 x 23 5/8
Unit/area	2.77 units/m ²	0.26 unit/ft ²
Cube/ft ³	46.5	7.75 per row
Mass/ft ²	22.33 kg	49.13 lb

Sold separately

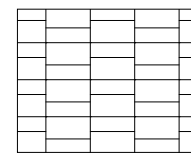
 Light Commercial




Laying Pattern



Modular
50% H + 38% F + 12% E



Checkerboard modified
60% E + 40% A



Herringbone
100% C, E or H



Technical Information

Product	Boulevard 300 Paver
Standard	CSA A231.2
Flexural Strength	N/A
Compressive Strength	μ 50 MPa ≥ 45 MPa
De-icing salts freeze-thaw durability	225 g/m ² after 28 cycles 500 g/m ² after 49 cycles
Density	N/A
Absorption	N/A
Dimension Tolerance*	Length: -1.0 to +2.0 mm Width: -1.0 to +2.0 mm Height: ±3.0 mm

Setting of joint-filling sand: Cover the vibrating plate with a removable rubber tread (neoprene or polypropylene). Cover the snow removal tools with Teflon or neoprene protectors to minimize the risk of damage from scratches or concrete shards. Laying patterns: These laying patterns are by way of example only and represent only a few of many possibilities. Permacon shall not be responsible for the excess or shortage of pavers resulting from installation according to these laying patterns.

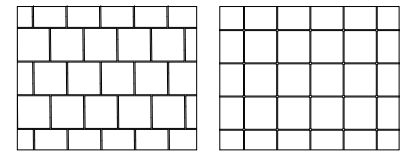
Boulevard 500 Paver



Colour - Smooth
White - Smooth
Cinder Grey - Smooth
Charcoal - Smooth
Black ETX - Smooth
Light Grey - Smooth
Beige Grey - Smooth
Beige - Smooth
Red - Smooth
Brown - Smooth

Colour - Textured
White - Granitech
Cinder Grey - Granitech
Charcoal - Granitech
Black ETX - Granitech
Light Grey - Granitech
Beige Grey - Granitech
Beige - Granitech
Red - Granitech
Brown - Granitech

Laying Pattern




Linear

Checkerboard

500 x 500	Metric (mm)	Imperial (in.)
	100 x 500 x 500	4 x 19 11/16 x 19 11/16
Unit/area	4 units/m ²	0.37 units/ft ²
Cube/ft ³	64.5	10.75 per row
Mass/ft ²	22.33 kg	49.13 lb

Sold separately

Typical Row



Technical Information

Product	Boulevard 500 Paver
Standard	CSA A231.2
Flexural Strength	N/A
Compressive Strength	μ 50 MPa ≥ 45 MPa
De-icing salts freeze-thaw durability	225 g/m ² after 28 cycles 500 g/m ² after 49 cycles
Density	N/A
Absorption	N/A
Dimension Tolerance*	Length: -1.0 to +2.0 mm Width: -1.0 to +2.0 mm Height: ±3.0 mm

Setting of joint-filling sand: Cover the vibrating plate with a removable rubber tread (neoprene or polypropylene). Cover the snow removal tools with Teflon or neoprene protectors to minimize the risk of damage from scratches or concrete shards. Laying patterns: These laying patterns are by way of example only and represent only a few of many possibilities. Permacon shall not be responsible for the excess or shortage of pavers resulting from installation according to these laying patterns.

Boulevard Drain Paver

Light Commercial ASTM #8 Aggregate jointing material

Colour - Smooth
White - Smooth
Cinder Grey - Smooth
Charcoal - Smooth
Black ETX - Smooth
Light Grey - Smooth
Beige Grey - Smooth
Beige - Smooth
Red - Smooth
Brown - Smooth

Colour - Textured
White - Granitech
Cinder Grey - Granitech
Charcoal - Granitech
Black ETX - Granitech
Light Grey - Granitech
Beige Grey - Granitech
Beige - Granitech
Red - Granitech
Brown - Granitech

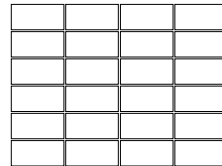

209 x 209	Metric (mm)	Imperial (in.)
	100 x 209 x 209	4 x 8 1/4 x 8 1/4
Unit/area	22.9 units/m ²	2.13 units/ft ²
Cube/ft ³	56.4	9.4 per row
Mass/ft ²	22.33 kg	49.13 lb

Sold separately

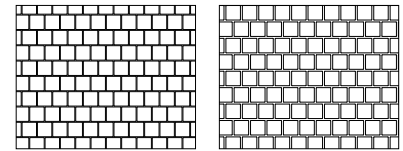
150 x 300	Metric (mm)	Imperial (in.)
	100 x 150 x 300	4 x 5 7/8 x 11 13/16
Unit/area	22.22 units/m ²	2.06 units/ft ²
Cube/ft ³	69.78	11.63 per row
Mass/ft ²	22.33 kg	49.13 lb

Sold separately

Typical Row

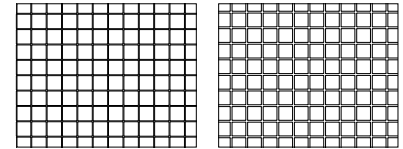


Laying Pattern 209 x 209



Linear


Linear



Checkerboard

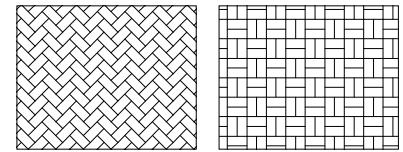
Checkerboard

Laying Pattern 150 x 300



Linear

Herringbone



Herringbone 45°

Parquet



Technical Information

Product	Boulevard Drain Paver
Standard	CSA A231.2
Flexural Strength	N/A
Compressive Strength	μ 50 MPa ≥ 45 MPa
De-icing salts freeze-thaw durability	225 g/m ² after 28 cycles 500 g/m ² after 49 cycles
Density	N/A
Absorption	N/A
Dimension Tolerance*	Length: -1.0 to +2.0 mm Width: -1.0 to +2.0 mm Height: ±3.0 mm

Boulevard Drain 209 x 209: Joint spacing is 12 mm (0.47 in.) which allows an initial surface infiltration rate of +/-17 387mm/hr. / Boulevard Drain 150 x 300: Joint spacing is 12 mm (0.47 in.)



Cover the snow removal tools with Teflon or neoprene protectors to minimize the risk of damage from scratches or concrete shards. Laying patterns: These laying patterns are by way of example only and represent only a few of many possibilities. Permacon shall not be responsible for the excess or shortage of pavers resulting from installation according to these laying patterns.

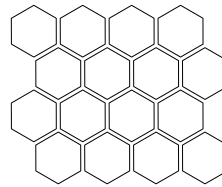
Colour - Smooth

- White - Smooth
- Cinder Grey - Smooth
- Charcoal - Smooth
- Black ETX - Smooth
- Light Grey - Smooth
- Beige Grey - Smooth
- Beige - Smooth
- Red - Smooth
- Brown - Smooth

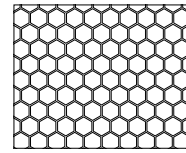
	Metric (mm)	Imperial (in.)
	100 x 256 x 300	4 x 10 1/16 x 11 13/16
Unit/area	13.23 units/m ²	1.23 units/ft ²
Cube/ft ³	68.32	9.76 per row
Mass/ft ²	22.33 kg	49.13 lb

Sold separately

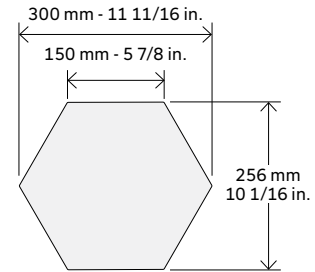
Typical Row



Laying Pattern



Checkerboard



Technical Information

Product	Boulevard Hexagon Paver
Standard	CSA A231.2
Flexural Strength	N/A
Compressive Strength	μ 50 MPa ≥ 45 MPa
De-icing salts freeze-thaw durability	225 g/m ² after 28 cycles 500 g/m ² after 49 cycles
Density	N/A
Absorption	N/A
Dimension Tolerance*	Length: -1.0 to +2.0 mm Width: -1.0 to +2.0 mm Height: ±3.0 mm

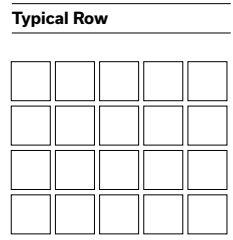
Setting of joint-filling sand: Cover the vibrating plate with a removable rubber tread (neoprene or polypropylene). Cover the snow removal tools with Teflon or neoprene protectors to minimize the risk of damage from scratches or concrete shards. Laying patterns: These laying patterns are by way of example only and represent only a few of many possibilities. Permacon shall not be responsible for the excess or shortage of pavers resulting from installation according to these laying patterns.

Boulevard Striated Paver Light Commercial

Colour

- White
- Cinder Grey
- Charcoal
- Black ETX
- Light Grey
- Beige Grey
- Beige
- Red
- Brown

	Metric (mm)	Imperial (in.)
	100 x 300 x 300	4 x 11 13/16 x 11 13/16
Unit/area	11.11 units/m ²	1.03 units/ft ²
Cube/ft ³	69.78	11.63 per row
Mass/ft ²	22.33 kg	49.13 lb



Technical Information	
Product	Boulevard Striated Paver
Standard	CSA A231.2
Flexural Strength	N/A
Compressive Strength	μ 50 MPa ≥ 45 MPa
De-icing salts freeze-thaw durability	225 g/m ² after 28 cycles 500 g/m ² after 49 cycles
Density	N/A
Absorption	N/A
Dimension Tolerance*	Length: -1.0 to +2.0 mm Width: -1.0 to +2.0 mm Height: ±3.0 mm


Setting of joint-filling sand: Cover the vibrating plate with a removable rubber tread (neoprene or polypropylene). Cover the snow removal tools with Teflon or neoprene protectors to minimize the risk of damage from scratches or concrete shards. Laying patterns: These laying patterns are by way of example only and represent only a few of many possibilities. Permacon shall not be responsible for the excess or shortage of pavers resulting from installation according to these laying patterns.

Colour


Cinder Grey

	Metric (mm)	Imperial (in.)
	100 x 300 x 300	4 x 11 13/16 x 11 13/16
Unit/area	11.11 units/m ²	1.03 units/ft ²
Cube/ft ³	69.78	11.63 per row
Mass/ft ³	22.33 kg	49.13 lb


Typical Row



Laying Pattern



Linear



Checkerboard



Technical Information

Product	Boulevard Tactile Paver
Standard	CSA A231.2
Flexural Strength	N/A
Compressive Strength	μ 50 MPa ≥ 45 MPa
De-icing salts freeze-thaw durability	225 g/m ² after 28 cycles 500 g/m ² after 49 cycles
Density	N/A
Absorption	N/A
Dimension Tolerance*	Length: -1.0 to +2.0 mm Width: -1.0 to +2.0 mm Height: ±3.0 mm

Setting of joint-filling sand: Cover the vibrating plate with a removable rubber tread (neoprene or polypropylene). Cover the snow removal tools with Teflon or neoprene protectors to minimize the risk of damage from scratches or concrete shards. Laying patterns: These laying patterns are by way of example only and represent only a few of many possibilities. Permacon shall not be responsible for the excess or shortage of pavers resulting from installation according to these laying patterns.



Colour

White

Cinder Grey*

Charcoal

Black ETX

Light Grey

Beige Grey

Beige

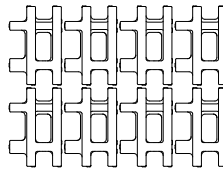
Red

Brown

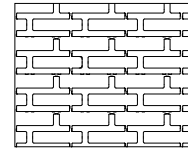
* In inventory

	Metric (mm)	Imperial (in.)
	100 x 300 x 450	4 x 11 13/16 x 17 3/4
Weight/unit	13 kg	28 lb
Unit/area	7.36 units/m ²	0.68 units/ft ²
Area/layer	1.09 m ²	11.72 ft ²
Area/cube	8.72 m ²	93.76 ft ²
Length/row	3.60 lin. m	11.81 lin. ft
Length/cube	28.80 lin. m	94.48 lin. ft
Qty/cube	64 units	64 units
Weight/cube	1003 kg	2213 lb

Typical Row



Laying Pattern



Checkerboard



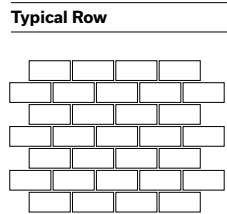
Technical Information

Product	Boulevard Verde Paver
Standard	CSA A231.2
Flexural Strength	N/A
Compressive Strength	μ 50 MPa ≥ 45 MPa
De-icing salts freeze-thaw durability	225 g/m ² after 28 cycles 500 g/m ² after 49 cycles
Density	N/A
Absorption	N/A
Dimension Tolerance*	Length: -1.0 to +2.0 mm Width: -1.0 to +2.0 mm Height: ±3.0 mm


Cover the snow removal tools with Teflon or neoprene protectors to minimize the risk of damage from scratches or concrete shards. Laying patterns: These laying patterns are by way of example only and represent only a few of many possibilities. Permacon shall not be responsible for the excess or shortage of pavers resulting from installation according to these laying patterns.

Colour - Smooth
White - Smooth
Cinder Grey - Smooth
Charcoal - Smooth
Black ETX - Smooth
Light Grey - Smooth
Beige Grey - Smooth
Beige - Smooth
Red - Smooth
Brown - Smooth

	Metric (mm)	Imperial (in.)
	80 x 120 x 240	3 1/8 x 4 3/4 x 9 1/2
Unit/area	34.7 units/m ²	3.23 units/ft ²
Cube/ft ³	115.32	9.61 per row
Mass/ft ³	17.36 kg	38.19 lb
Sold separately		



Laying Pattern



Mechanical



Technical Information	
Product	Boulevard TLI 80 Paver
Standard	CSA A231.2
Flexural Strength	N/A
Compressive Strength	μ 50 MPa ≥ 45 MPa
De-icing salts freeze-thaw durability	225 g/m ² after 28 cycles 500 g/m ² after 49 cycles
Density	N/A
Absorption	N/A
Dimension Tolerance*	Length: -1.0 to +2.0 mm Width: -1.0 to +2.0 mm Height: ±3.0 mm

Setting of joint-filling sand: Cover the vibrating plate with a removable rubber tread (neoprene or polypropylene). Cover the snow removal tools with Teflon or neoprene protectors to minimize the risk of damage from scratches or concrete shards. Laying patterns: These laying patterns are by way of example only and represent only a few of many possibilities. Permacon shall not be responsible for the excess or shortage of pavers resulting from installation according to these laying patterns.

Boulevard TLI 100 Paver




Colour - Smooth


White - Smooth
Cinder Grey - Smooth
Charcoal - Smooth
Black ETX - Smooth
Light Grey - Smooth
Beige Grey - Smooth
Beige - Smooth
Red - Smooth
Brown - Smooth

Colour - Textured


White - Granitech
Cinder Grey - Granitech
Charcoal - Granitech
Black ETX - Granitech
Light Grey - Granitech
Beige Grey - Granitech
Beige - Granitech
Red - Granitech
Brown - Granitech

150 x 300 	Metric (mm)	Imperial (in.)
	100 x 150 x 300	4 x 5 7/8 x 11 13/16
Unit/area	22.22 units/m ²	2.06 units/ft ²
Cube/ft ³	69.78	11.63 per row
Mass/ft ²	22.33 kg	49.13 lb

Sold separately



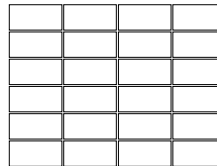
300 x 300 	Metric (mm)	Imperial (in.)
	100 x 300 x 300	4 x 11 13/16 x 11 13/16
Unit/area	11.11 units/m ²	1.03 units/ft ²
Cube/ft ³	69.78	11.63 per row
Mass/ft ²	22.33 kg	49.13 lb

Sold separately


300 x 700 	Metric (mm)	Imperial (in.)
	100 x 300 x 700	4 x 11 13/16 x 27 9/16
Unit/area	22.8 units/m ²	50.16 units/ft ²
Cube/ft ³	54.24	6.78 per row
Mass/ft ²	22.33 kg	49.13 lb

Sold separately

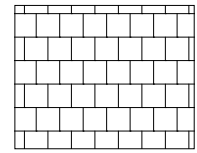
Typical Row



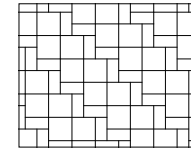
Laying Pattern



Linear



Linear



Modular 50% 150 x 300 +
50 % 300 x 300



Technical Information

Product	Boulevard TLI 100 Paver
Standard	CSA A231.2
Flexural Strength	N/A
Compressive Strength	μ 50 MPa ≥ 45 MPa
De-icing salts freeze-thaw durability	225 g/m ² after 28 cycles 500 g/m ² after 49 cycles
Density	N/A
Absorption	N/A
Dimension Tolerance*	Length: -1.0 to +2.0 mm Width: -1.0 to +2.0 mm Height: ±3.0 mm

 Light Commercial  Heavy Commercial

Setting of joint-filling sand: Cover the vibrating plate with a removable rubber tread (neoprene or polypropylene). Cover the snow removal tools with Teflon or neoprene protectors to minimize the risk of damage from scratches or concrete shards. Laying patterns: These laying patterns are by way of example only and represent only a few of many possibilities. Permacon shall not be responsible for the excess or shortage of pavers resulting from installation according to these laying patterns.

Boulevard TLI 150 Paver



Heavy Commercial

Colour - Smooth


White - Smooth
Cinder Grey - Smooth
Charcoal - Smooth
Black ETX - Smooth
Light Grey - Smooth
Beige Grey - Smooth
Beige - Smooth
Red - Smooth
Brown - Smooth

Colour - Textured

White - Granitech
Cinder Grey - Granitech
Charcoal - Granitech
Black ETX - Granitech
Light Grey - Granitech
Beige Grey - Granitech
Beige - Granitech
Red - Granitech
Brown - Granitech

200 x 200	Metric (mm)	Imperial (in.)
	150 x 200 x 200	5 7/8 x 7 7/8 x 7 7/8
Cube/ft ³	51.6	8.6 per row
Mass/ft ²	32.6 kg	71.7 lb
Sold separately		

Typical Row



Technical Information

Product	Boulevard TLI 150 Paver
Standard	CSA A231.2
Flexural Strength	N/A
Compressive Strength	μ 50 MPa ≥ 45 MPa
De-icing salts freeze-thaw durability	225 g/m ² after 28 cycles 500 g/m ² after 49 cycles
Density	N/A
Absorption	N/A
Dimension Tolerance*	Length: -1.0 to +2.0 mm Width: -1.0 to +2.0 mm Height: ±3.0 mm

Setting of joint-filling sand: Cover the vibrating plate with a removable rubber tread (neoprene or polypropylene). Cover the snow removal tools with Teflon or neoprene protectors to minimize the risk of damage from scratches or concrete shards. Laying patterns: These laying patterns are by way of example only and represent only a few of many possibilities. Permacon shall not be responsible for the excess or shortage of pavers resulting from installation according to these laying patterns.

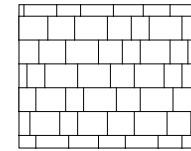
Boulevard TLI 150 Crescendo 320 Paver



Colour - Smooth
White - Smooth
Cinder Grey - Smooth
Charcoal - Smooth
Black ETX - Smooth
Light Grey - Smooth
Beige Grey - Smooth
Beige - Smooth
Red - Smooth
Brown - Smooth

Colour - Textured
White - Granitech
Cinder Grey - Granitech
Charcoal - Granitech
Black ETX - Granitech
Light Grey - Granitech
Beige Grey - Granitech
Beige - Granitech
Red - Granitech
Brown - Granitech

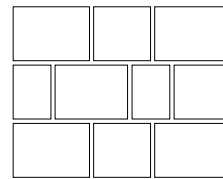
Laying Pattern



Linéaire

	Metric (mm)	Imperial (in.)
A	150 x 320 x 240	5 7/8 x 12 5/8 x 9 1/2
B	150 x 320 x 320	5 7/8 x 12 5/8 x 12 5/8
C	150 x 320 x 360	5 7/8 x 12 5/8 x 14 3/16
D	150 x 320 x 400	5 7/8 x 12 5/8 x 15 3/4
E	150 x 320 x 440	5 7/8 x 12 5/8 x 17 5/16
Cube/ft ²	49.6	12.4 per row
Mass/ft ²	32.6 kg	71.7 lb

Typical Row



Units are not sold separately



Technical Information

Product	Boulevard TLI 150 Crescendo 320 Paver
Standard	CSA A231.2
Flexural Strength	N/A
Compressive Strength	μ 50 MPa ≥ 45 MPa
De-icing salts freeze-thaw durability	225 g/m ² after 28 cycles 500 g/m ² after 49 cycles
Density	N/A
Absorption	N/A
Dimension Tolerance*	Length: -1.0 to +2.0 mm Width: -1.0 to +2.0 mm Height: ±3.0 mm

Setting of joint-filling sand: Cover the vibrating plate with a removable rubber tread (neoprene or polypropylene). Cover the snow removal tools with Teflon or neoprene protectors to minimize the risk of damage from scratches or concrete shards. Laying patterns: These laying patterns are by way of example only and represent only a few of many possibilities. Permacon shall not be responsible for the excess or shortage of pavers resulting from installation according to these laying patterns.