

Niagara 60 and 80 Paver

60 mm Rectangle	Metric (mm)	Imperial (in.)
	60 x 98 x 198	2.36 x 3.86 x 7.80
Weight/unit	2 kg	5 lb
Units/area	-	4.58 units/ft ²
Area/cube	-	94.40 ft ²
Length/cube	-	140.40 lin. ft
Qty/cube	432 units	432 units
Weight	2322 lb/1053 kg - cube	388 lb/176 kg - section

Code	Colour
10501980	Natural
Call for custom colour information	

Production location	Bolton
Sold in full cubes	

80 mm Rectangle	Metric (mm)	Imperial (in.)
Special Order only	80 x 98 x 198	3.15 x 3.86 x 7.80
Weight/unit	3 kg	7 lb
Units/area	-	4.58 units/ft ²
Area/cube	-	94.40 ft ²
Length/cube	-	140.40 lin. ft
Qty/cube	432 units	432 units
Weight	3089 lb/1401 kg - cube	515 lb/234 kg - section

Code	Colour
10501987	Natural
Call for custom colour information	

Production location	Bolton
Sold in full cubes	

80 mm Herringbone	Metric (mm)	Imperial (in.)
Special Order only	80 x 98 x 198	3.15 x 3.86 x 7.80
Weight/unit	3.54 kg	7.80 lb
Units/area	-	4.58 units/ft ²
Area/cube	-	94.40 ft ²
Qty/cube	464 units (400 rectangles, 64 half stones)	
Weight	1529 kg	3371 lb


Code	Colour
10501980	Natural

Production location	Bolton
Sold in full cubes	


1 bag of Techniseal sand covers approx.: 82 ft²



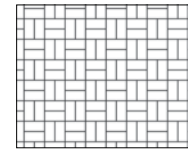
Typical Row




Typical Row




Laying Pattern




Parquet
100% Rectangle



Modified Parquet
100% Rectangle



Running Bond
100% Rectangle



Herringbone
100% Rectangle

For superior results, mark off a true 90° angle before you begin laying the pavers.



Technical Information

Product	Niagara 60 and 80 Paver
Standard	CSA A231.2
Flexural Strength	N/A
Compressive Strength	μ 50 MPa ≥ 45 MPa
De-icing salts freeze-thaw durability	225 g/m ² after 28 cycles 500 g/m ² after 49 cycles
Density	N/A
Absorption	N/A
Dimension Tolerance*	Length: -1.0 to +2.0 mm Width: -1.0 to +2.0 mm Height: ±3.0 mm

Joint sand compaction: Cover vibrating plate with a removable rubber tread (neoprene or polypropylene). Cover snow removal tools with Teflon or neoprene protectors to minimize the risk of damage from scratches. Laying patterns are for design purposes only. Permacon shall not be responsible for excess or shortage of material. Additional details: See our landscaping installation guide on our website (Permeable pavement section).