

# RB Wall

Standard	Metric (mm)	Imperial (in.)
	150 x 300 x 200	5 29/32 x 11 13/16 x 7 7/8
Weight/unit	20.4 kg	45 lb
Unit/area	-	3.10 unit/ft <sup>2</sup>
Area/cube	-	19.40 ft <sup>2</sup>
Length/cube	-	39.40 lin. ft
Qty/cube	60 units	60 units
Weight/cube	1224 kg	2698 lb

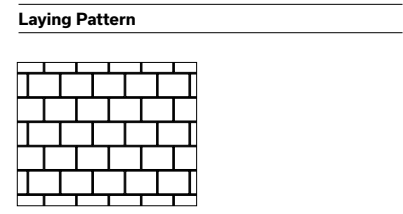
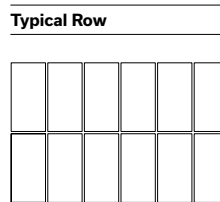
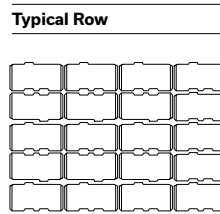
Code	Colour
16259289	Grey
16259288	Granite Blend
16251887	Sierra Black

Production location Cambridge  
 Sold by 15 units - Split charge applicable  
 Can be double stacked

Corner	Metric (mm)	Imperial (in.)
	150 x 300 x 200	5 29/32 x 11 13/16 x 7 7/8
Weight/unit	20.94 kg	46.20 lb
Area/unit	-	0.81 ft <sup>2</sup>
Qty/cube	36 units	36 units
Weight/cube	754 kg	1664 lb

Code	Colour
16259283	Grey
16259282	Granite Blend
16251886	Sierra Black

Production location Cambridge  
 Sold by unit - Split charge applicable  
 Can be double stacked



Linear



**Technical Information**

Product	RB Wall
Standard	ASTM C 1372
Flexural Strength	N/A
Compressive Strength	20.7 MPa
De-icing salts freeze-thaw durability	N/A
Density	2000 kg/m <sup>2</sup>
Absorption	10.4%
Dimension Tolerance*	Length: ±3.2 mm Width: ±3.2 mm Height: ±3.2 mm

**Applications:** Retaining walls MAX 1,0 m (3.3 ft). Steps. Additional details: See our landscaping installation guide on our website.  
**Features:** Most RB Wall component units come split. Corner units are sold as single, pre-split units.  
**Tips:** Build vertical walls by knocking off back half of each of the two ribs on top of the block using a hammer and chisel.

# RB 24 inch Wall Capping

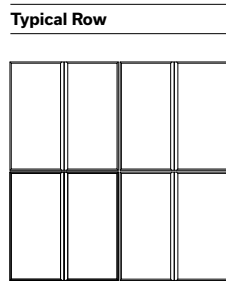
Pre-Split	Metric (mm)	Imperial (in.)
	75 x 300 x 610	2 15/16 x 11 7/8 x 24
Weight/unit	29.75 kg	65.56 lb
Unit/area	-	2.00 units/ft <sup>2</sup>
Length/cube	-	64.0 lin. ft
Qty/cube	32 units 4 Rows	32 units
Weight/unit	952 kg	2098 lb

Code	Colour
16251369	Grey
16251368	Granite Blend
16251874	Sierra Black

Production location	Cambridge
Sold by layer - Split charge applicable	
Can be double stacked	



## Technical Information

Product	RB 24-inch Wall Capping
Standard	ASTM C 1372
Flexural Strength	N/A
Compressive Strength	20.7 MPa
De-icing salts freeze-thaw durability	N/A
Density	2000 kg/m <sup>2</sup>
Absorption	10.4%
Dimension Tolerance*	Length: ±3.2 mm Width: ±3.2 mm Height: ±3.2 mm

Additional details: See our landscaping installation guide on our website.