

Boulevard Drain Paver

Light Commercial ASTM #8 Aggregate jointing material

Colour - Smooth
White - Smooth
Cinder Grey - Smooth
Charcoal - Smooth
Black ETX - Smooth
Light Grey - Smooth
Beige Grey - Smooth
Beige - Smooth
Red - Smooth
Brown - Smooth

Colour - Textured
White - Granitech
Cinder Grey - Granitech
Charcoal - Granitech
Black ETX - Granitech
Light Grey - Granitech
Beige Grey - Granitech
Beige - Granitech
Red - Granitech
Brown - Granitech

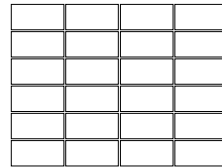

209 x 209	Metric (mm)	Imperial (in.)
	100 x 209 x 209	4 x 8 1/4 x 8 1/4
Unit/area	22.9 units/m ²	2.13 units/ft ²
Cube/ft ³	56.4	9.4 per row
Mass/ft ²	22.33 kg	49.13 lb

Sold separately

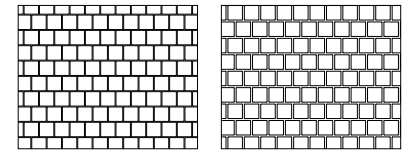
150 x 300	Metric (mm)	Imperial (in.)
	100 x 150 x 300	4 x 5 7/8 x 11 13/16
Unit/area	22.22 units/m ²	2.06 units/ft ²
Cube/ft ³	69.78	11.63 per row
Mass/ft ²	22.33 kg	49.13 lb

Sold separately

Typical Row




Laying Pattern 209 x 209



Linear


Linear



Checkerboard

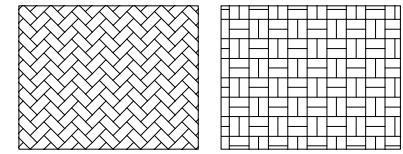
Checkerboard

Laying Pattern 150 x 300



Linear

Herringbone



Herringbone 45°

Parquet



Technical Information

Product	Boulevard Drain Paver
Standard	CSA A231.2
Flexural Strength	N/A
Compressive Strength	μ 50 MPa ≥ 45 MPa
De-icing salts freeze-thaw durability	225 g/m ² after 28 cycles 500 g/m ² after 49 cycles
Density	N/A
Absorption	N/A
Dimension Tolerance*	Length: -1.0 to +2.0 mm Width: -1.0 to +2.0 mm Height: ±3.0 mm

Boulevard Drain 209 x 209: Joint spacing is 12 mm (0.47 in.) which allows an initial surface infiltration rate of +/-17 387mm/hr. / Boulevard Drain 150 x 300: Joint spacing is 12 mm (0.47 in.)

Cover the snow removal tools with Teflon or neoprene protectors to minimize the risk of damage from scratches or concrete shards. Laying patterns: These laying patterns are by way of example only and represent only a few of many possibilities. Permacon shall not be responsible for the excess or shortage of pavers resulting from installation according to these laying patterns.